

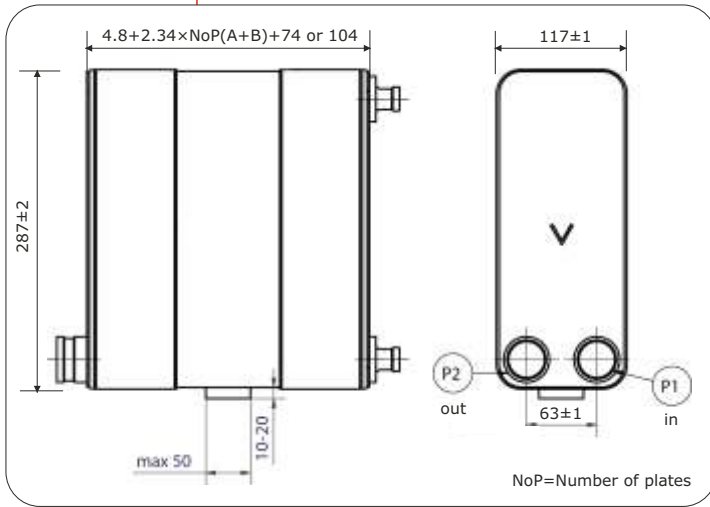
ADWIS

150, 200, 250, 300, 350, 400



SWEP's ADWIS series combines two CBEs (a refrigerated heat exchanger and a recovery unit) sandwiching an integrated separator in a modular design. ADWIS models 150, 200, 250, 300, 350 and 400 are suitable for high-capacity (120-400 Nm³/h) applications, yet have a very compact envelope of only 289 x 120 x 300 (max) mm. Other advantages of this cost-effective solution include stable high performance, convenient drainage and simple insulation.

ADWIS 150, 200, 250, 300, 350, 400



Airdryer design specification:

The design specification is set to correspond the thermal specification of airdryer sizes 5 and 12 with an integrated separator.

Maximum working pressure:

16 bar on air circuit.
31 bar on ref circuit.

Static pressure strength:

According to PED with correspondence to stated working pressure.

Channel plate measurement:

289 x 113 mm

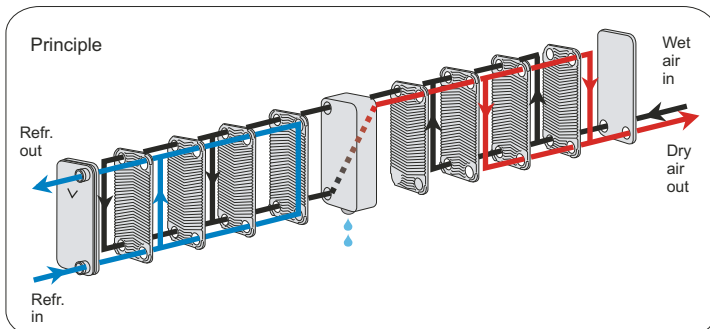
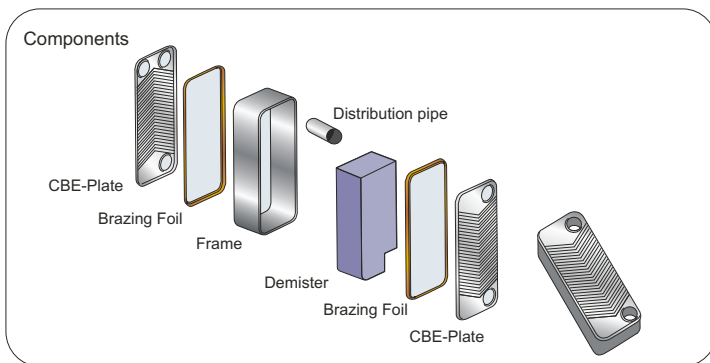
Material specification:

CBE parts in stainless steel

- Channel plates, Cover plates, Start/End plates, Connections

Separator:

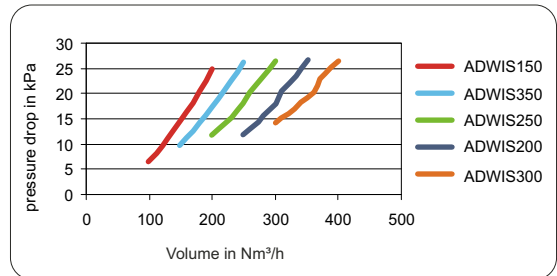
- Frame, Support pins, Cover plates, Thread extender, Demister



Range	Volume in Nm ³ /h	SCFM
ADWIS 150	100 – 150	– 95
ADWIS 200	150 – 200	95 – 125
ADWIS 250	200 – 250	125 – 155
ADWIS 300	250 – 300	155 – 185
ADWIS 350	300 – 350	185 – 215
ADWIS 400	400 –	215 –

* Design data: 8 bar (abs), $t_{dew} = 3^{\circ}C$, $dp = 20$ kPa $t_{in-out} = 8-10$ K

Size (Nm ³ /h)	NoP A	NoP B	Separator (external width) (mm)	Separator (internal width) (mm)	Total PP measurement (mm)
150	14	16	74	70	149
200	16	20	74	70	163
250	18	26	74	70	181.8
300	22	32	104	100	235.2
350	26	40	104	100	263.2
400	30	50	104	100	296



Connection diameter: Port	Connection size
Refr. inlet	12,8 mm
Refr. outlet	12,8 mm
Air inlet	1¼" Int or 42U
Air outlet	1¼" Int or 42U

Drainage:

¼" Int

Max connection outer diameters:

The connections are limited in max outer diameter due to the port layout on the channel plate.

Demister:

wire- ϕ 0,28 mm, free volume approx. 97.2%,
specific surface approx. 398m²/m³
package density 220 kg/m³

Efficiency rate:

5 μ = 93% 10 μ =99.9

Max number of plates:

80 plates when 100mm separator is used

Standard connection height:

27 mm

Maximum size welding bolts:

M8 - short cycle welding

SWEP

A DOVER COMPANY

www.swep.net